

File Save As... Edit View Insert Format Tools Data Window Help

H18 =

RCRA ID	FAC ID	Facil	Street	Town	REGIO N	Random Number
MA50000019	252308	MILFORD M	RTUNE BLVD	MILFORD	CE	
MAD982193	130394	BAY STATE	FARM ROAD	MILLBURY	CE	
MA50000038	283763	SOUTHBRI	IN STREET	STURBRIDGE	CE	
MAD005956	131713	RANOR INC	A DR	WESTMINSTER	CE	
MAR000007	385135	VISTA CON	RTER ROAD	LITTLETON	CE	
MAD0766165	413264	NASHOBA \	OTON ROAD	AYER	CE	
MA50000011	399210	C C EASTE	MORIAL	SHREWSBURY	CE	
MAD985280	325058	TEXACO SE	OVE STREET	WORCESTER	CE	
MAD981212	132615	N CENTRAL	LONY ROAD	GARDNER	CE	
MAD985296	390509	GULF OIL LI	RNPIKE W	CHARLTON	CE	
MAD006956	51217	ALLMERIC	COLN	WORCESTER	CE	
MAD985294		STAINLESS	ERLING	SOUTH	CE	
784	207407	COATINGS		LANCASTER	CE	
MAR000504	132555	BARTLETT HIGH SCHOOL	52 LAKE PARKWAY	WEBSTER	CE	

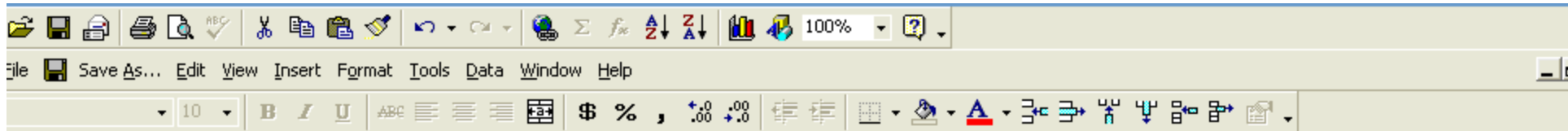
STEP 1: Accessing the Random Number function

- Open your spreadsheet with the universe of facilities
- (If your list is in word, just cut and paste the list into a spreadsheet)
- Add a column heading for random number
- Click on <Tools> to open the Tools menu,
- Click on <Data Analysis>

SQLG INSPECTIONS BY REGION / SQLG RANDOM

start

9:17



A	B	C	D	E	F	G	H	I	J	K	L	M
RCRA ID	FAC ID	Facility Name	Street	Town	REGIO N		Random Number					
MA50000019 30	252308	MILFORD MFG SERVICES LLC	425 FORTUNE BLVD	MILFORD	CE							
MAD9821930 36	130394	BAY STATE CIRCUITS INC	4 LATTI FARM ROAD	MILLBURY	CE							
MA50000038 37	283763	SOUTHBRIDGE SHEET METAL										
MAD0059561	131713	RANOR INC										
MAR0000078	385135	VISTA										
MAD07661659	413264	NASHOBA VAL										
MA50000011 34	399210	C C EASTERN INC										
MAD9852802 32	325058	TEXACO SERVICE STA										
MAD9812126 24	132615	N CENTRAL CORRECTION										
MAD9852966 23	390509	GULF OIL LP 5045	MA TURNPIKE W MM83	CHARLTON	CE							
MAD0069568 38	51217	ALLMERICA FINANCIAL	440 LINCOLN STREET	WORCESTE R	CE							
MAD9852947 34	207407	STAINLESS STEEL	835 STERLING ROAD	SOUTH LANCASTER	CE							
MAR0005042 41	132555	BARTLETT HIGH SCHOOL	52 LAKE PARKWAY	WEBSTER	CE							

Data Analysis

Analysis Tools

- Anova: Two-Factor Without Replication
- Correlation
- Covariance
- Descriptive Statistics
- Exponential Smoothing
- F-Test Two-Sample for Variances
- Fourier Analysis
- Histogram
- Moving Average
- Random Number Generation

OK Cancel Help

STEP 2 Accessing the Random Number function cont.

Click on <Random Number Generation>

File Save As... Edit View Insert Format Tools Data Window Help

10 B I U ABC \$ % , +.0 +.00

A15 =

A	B	C	D	E	F	G	H	I	J	K	L	M
RCRA ID					REGIO		Random					
MA50000019					N		Number					
30					CE							
MAD9821930					CE							
36					CE							
MA50000038					CE							
37					CE							
MAD0059561					CE							
MAR0000078					CE							
MAD0766165					CE							
MA50000011					CE							
34					CE							
MAD9852802					CE							
32					CE							
MAD9812126					CE							
24					CE							
MAD9852966					CE							
23					CE							
MAD0069568					CE							
38	ST217	FINANCIAL	STREET	R	CE							
MAD9852947		STAINLESS	835 STERLING	SOUTH	CE							
34	207407	STEEL	ROAD	LANCASTER	CE							
MAR0005042		BARTLETT HIGH	52 LAKE		CE							
41	132555	SCHOOL	PARKWAY	WEBSTER	CE							

Random Number Generation

Number of Variables:

Number of Random Numbers:

Distribution:

Parameters:

Between

Random Seed:

Output options:

Output Range:

New Worksheet Ply:

New Workbook

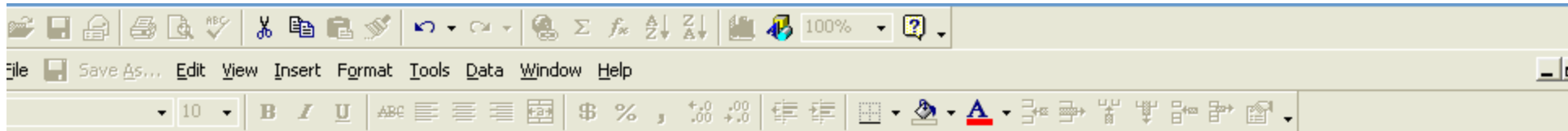
OK Cancel Help

STEP 3 Setting up the random number generator

- Open the Distribution drop down menu
- Click on <Uniform> (This selects the how the random numbers are distributed)
- Click on the <Output Range> button under Output options
- Click on the range selection box

SQLG INSPECTIONS BY REGION / SQLG RANDOM !

start FFY07 Op ... Microsoft ... 8:37



H2 =

RCRA ID	FAC ID					Random Number					
MA5000001930	252308	MILFORD IMP SERVICES LLC	425 FORTONE BLVD	MILFORD	CE						
MAD982193096	130394	BAY STATE CIRCUITS INC	4 LATTI FARM ROAD	MILLBURY	CE						
MA5000003837	283763	SOUTHBRIDGE SHEET METAL WORKS INC	441 MAIN STREET	STURBRIDGE	CE						
MAD005956172	131713	RANOR INC	1 BELLA DR	WESTMINSTER	CE						
MAR000007356	385135	VISTA CONTROLS	24 PORTER ROAD	LITTLETON	CE						
MAD0766165	413264	NASHOBA VALLEY MEDIC	200 GROTON ROAD	AYER	CE						
MA5000001134	399210	C C EASTERN INC	201 MEMORIAL DRIVE	SHREWSBURY	CE						
MAD985280262	325058	TEXACO SERVICE STA (MOTIVA ENT)	340 GROVE STREET	WORCESTER	CE						
MAD981212324	132615	N CENTRAL CORRECTION INSTITUTE	500 COLONY ROAD	GARDNER	CE						
MAD985296323	390509	GULF OIL LP 5045	MA TURNPIKE W MM83	CHARLTON	CE						
MAD006956358	51217	ALLMERICA FINANCIAL	440 LINCOLN STREET	WORCESTER	CE						
MAD985294784	207407	STAINLESS STEEL COATINGS INC	835 STERLING ROAD	SOUTH LANCASTER	CE						
MAR000504241	132555	BARTLETT HIGH SCHOOL	52 LAKE PARKWAY	WEBSTER	CE						

Random Number Generation

=\$H\$2:\$H\$14

STEP 4 Generate the Random Numbers

- Highlight the Random Number column from the first through the last facility on your universe list
- Hit enter
- You will return to the last screen
- Click on the < OK > bar and the random number column will be filled in

File Save As... Edit View Insert Format Tools Data Window Help

al 10 B I U ABC

H2 = 0.382000183111057

RCRA ID	FAC ID	Facility Name	REGIO N	Random Number
MA5000001990	252308	MILFORD MFG SERVI LLC	CE	0.382
MAD982193096	130394	BAY STATE CIRCUITS	CE	0.100681
MA5000003897	283763	SOUTHBRIDGE SHEE METAL WORKS INC	CE	0.596484
MAD005956172	131713	RANOR INC	CE	0.899106
MAR000007856	385135	VISTA CONTROLS	CE	0.88461
MAD0766165	413264	NASHOBA VALLEY MEDICA	CE	0.958464
MA5000001164	399210	C C EASTERN INC	CE	0.014496
MAD985280262	325058	TEXACO SERVICE STA (MOTIVA ENT)	CE	0.407422
MAD981212624	132615	N CENTRAL CORRECTION INSTITUTE	CE	0.863247
MAD985296623	390509	GULF OIL LP 5045	CE	0.138585
MAD006956858	51217	ALLMERICA FINANCIAL	CE	0.245033
MAD985294784	207407	STAINLESS STEEL COATINGS INC	CE	0.045473
MAR000504241	132555	BARTLETT HIGH SCHOOL	CE	0.03238

Sort... Filter Form... Subtotals... Validation... Table... Text to Columns... Consolidate... Group and Outline PivotTable and PivotChart Report... Get External Data Refresh Data

STEP 5 Accessing the Sort Function to order the facilities by random number

- Click on the <Data> bar to open the Data drop down menu
- Click on <Sort> to open the sort function

ady Sum=5.56797998

RCRA ID	FAC ID	Facility Name	Street	Town	REGIO N	Random Number
MA50000019	25230			LEFORD	CE	0.382
MAD9821930	13039			LLBURY	CE	0.100681
MA50000038	28376			TURBRIDGE	CE	0.596484
MAD0059561	13171			WESTMINST	CE	0.899106
MAR0000078	38513			TILETON	CE	0.88461
MAD07661659	41326			WEBSTER	CE	0.958464
MA50000011	39921			WEBB	CE	0.014496
MAD9852802	325056	(MOTIVANT)		WORCESTE	CE	0.407422
MAD9812126	132615	N CENTRAL CORRECTION INSTITUTE	500 COLONY ROAD	GARDNER	CE	0.863247
MAD9852966	390509	GULF OIL LP 5045	MA TURNPIKE W MM83	CHARLTON	CE	0.138585
MAD0069568	51217	ALLMERICA FINANCIAL	440 LINCOLN STREET	WORCESTE R	CE	0.245033
MAD9852947	207407	STAINLESS STEEL COATINGS INC	835 STERLING ROAD	SOUTH LANCASTER	CE	0.045473
MAR0005042	132555	BARTLETT HIGH SCHOOL	52 LAKE PARKWAY	WEBSTER	CE	0.03238

Sort

Sort by

Random Number

Street

Town

REGION (Column G)

Random Number (Column I)

Then by

Ascending

Descending

Ascending

Descending

Ascending

Descending

My list has

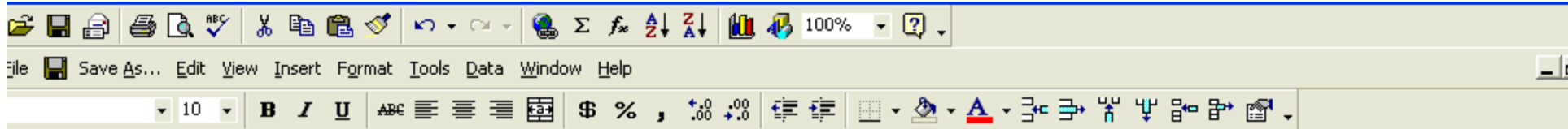
Header row

No header row

Options... OK Cancel

STEP 6 Order the facilities from lowest to highest random number

- Select the entire spreadsheet by clicking on the blank box in the upper left hand corner
- Click on the n <Header Row> button under <My list has>
- Open the <Sort by> drop down menu
- Click on the <Ascending> button
- Click on <Random Number> (this picks the column to sort by)
- Click on the <OK> bar to sort the facilities from lowest to highest random number



A	B	C	D	E	F	G	H	I	J	K	L	M
RCRA ID	FAC ID	Facility Name	Street	Town	REGIO N		Random Number					
MA5000001134	399210	C C EASTERN INC	201 MEMORIAL DRIVE	SHREWSBURY	CE		0.014496					
MAR000504241	132555	BARTLETT HIGH SCHOOL	52 LAKE PARKWAY	WEBSTER	CE		0.03238					
MAD985294734	207407	STAINLESS STEEL COATINGS INC	835 STERLING ROAD	SOUTH LANCASTER	CE		0.045473					
MAD982193036	130394	BAY STATE CIRCUITS INC	4 LATTI FARM ROAD	MILLBURY	CE		0.100681					
MAD985296623	390509	GULF OIL LP 5045	MA TURNPIKE W MM83	CHARLTON	CE		0.138585					
MAD006956838	51217	ALLMERICA FINANCIAL	440 LINCOLN STREET	WORCESTER	CE		0.245033					
MA5000001930	252308	MILFORD MFG SERVICES LLC	425 FORTUNE BLVD	MILFORD	CE		0.382					
MAD985280232	325058	TEXACO SERVICE STA (MOTIVA ENT)	340 GROVE STREET	WORCESTER	CE		0.407422					
MA5000003837	283763	SOUTHBRIDGE SHEET METAL WORKS INC	441 MAIN STREET	STURBRIDGE	CE		0.596484					
MAD981212624	132615	N CENTRAL CORRECTION INSTITUTE	500 COLONY ROAD	GARDNER	CE		0.863247					
MAR000007856	385135	VISTA CONTROLS	24 PORTER ROAD	LITTLETON	CE		0.88461					
MAD005956172	131713	RANOR INC	1 BELLA DR	WESTMINSTER	CE		0.899106					
MAD07661659	413264	NASHOBA VALLE	200 GROTON RO	AYER	CE		0.958464					

STEP 7 USE YOUR LIST!

- Save the file
- Pick the top 56 facilities for inspection
- If facilities are found to be closed or found upon inspection to have a RCRA hazardous waste generation rate outside the RCRA SQG thresholds, select the next facility on the list.